

# ANATOMY

## UPPER EXTREMITIES



# UPPER EXTREMITIES

## NATURAL SIZE



**ES-38D**  
**Complete bony structure of the hand.**  
 It is unmounted (the bones are supplied loose)  
 Dimensions: 22 x 10 x 4 cm. Sh. wt. 0,10 kgs.



**ES-40D**  
**Complete bony structure of the hand.**  
 Mounted. Treaded on wire.  
 Dimensions: 20 x 10 x 4 cm. Sh. wt. 0,10 Kgs.

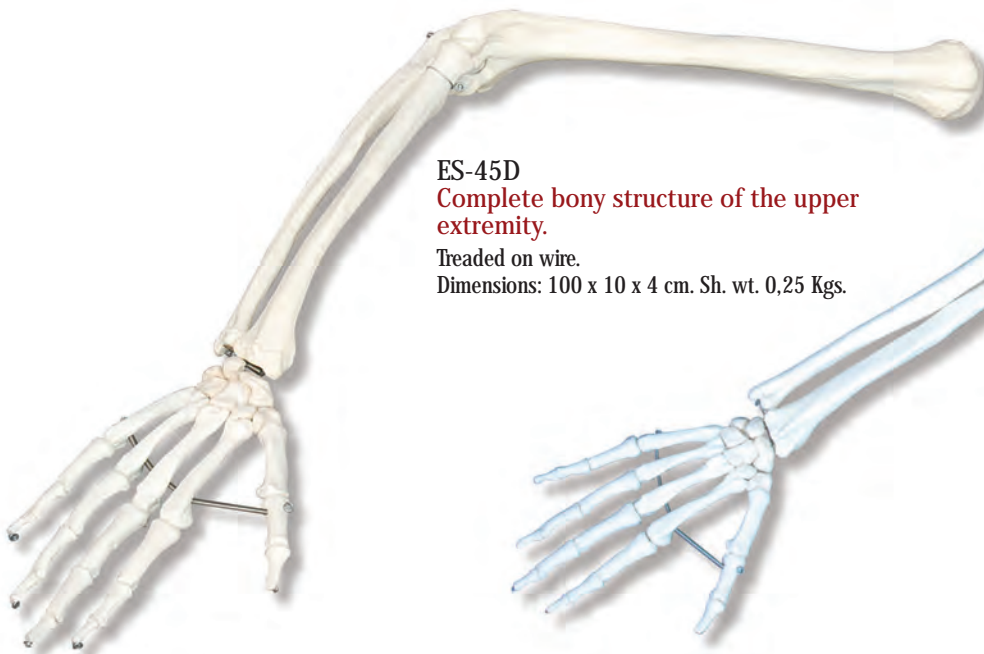


**ED-39D**  
**Complete, didactic bony structure of the hand.**  
 The bones in this model are supplied unattached as separate parts.  
 Dimensions: 20 x 10 x 4 cm. Sh. wt. 0,10 Kgs.

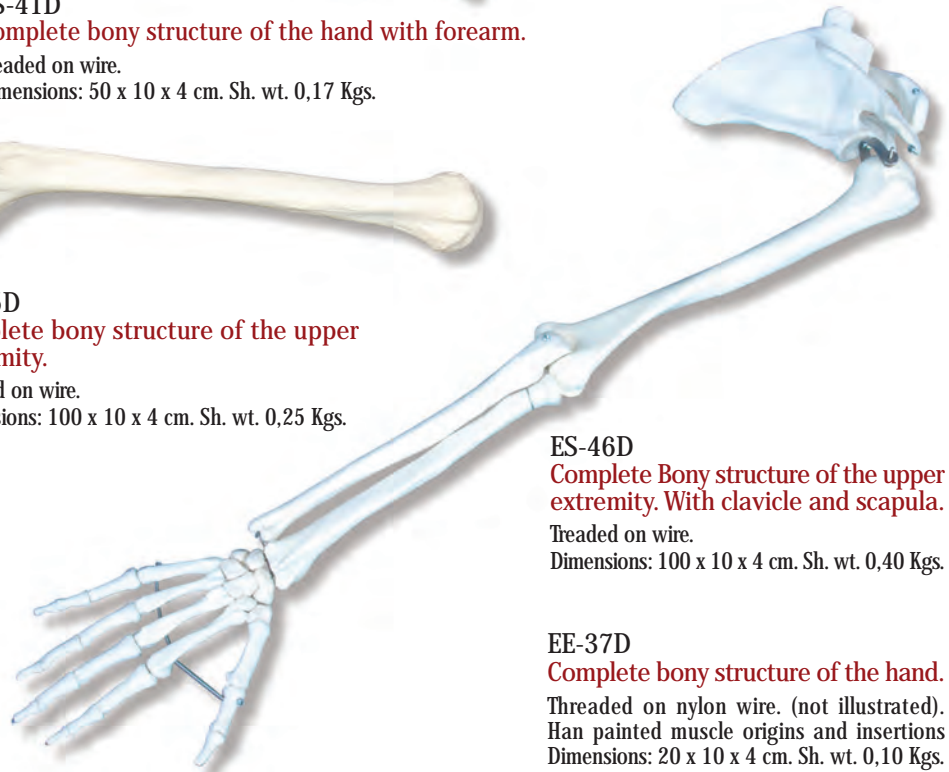
**ED-43D**  
**Complete, didactic structure of the hand.**  
 Mounted. (not illustrated)  
 Dimensions: 20 x 10 x 4 cm. Sh. wt. 0,10 Kgs.



**ES-41D**  
**Complete bony structure of the hand with forearm.**  
 Treaded on wire.  
 Dimensions: 50 x 10 x 4 cm. Sh. wt. 0,17 Kgs.



**ES-45D**  
**Complete bony structure of the upper extremity.**  
 Treaded on wire.  
 Dimensions: 100 x 10 x 4 cm. Sh. wt. 0,25 Kgs.



**ES-46D**  
**Complete Bony structure of the upper extremity. With clavicle and scapula.**  
 Treaded on wire.  
 Dimensions: 100 x 10 x 4 cm. Sh. wt. 0,40 Kgs.

**EE-37D**  
**Complete bony structure of the hand.**  
 Threaded on nylon wire. (not illustrated).  
 Han painted muscle origins and insertions  
 Dimensions: 20 x 10 x 4 cm. Sh. wt. 0,10 Kgs.

YOU CAN CHOOSE RIGHT OR LEFT EXTREMITIES, ADD "D" FOR RIGHT, "I" FOR LEFT.

# UPPER EXTREMITIES

## NATURAL SIZE

ER-37D

**Complete bony structure of the hand.**

Threaded on wire.

Hand painted muscle origins and insertions  
Dimensions: 20 x 10 x 4 cm. Sh. wt. 0,10 Kgs.



ED-35D

**Complete, didactic bony structure of the hand.**

Threaded on nylon. (not illustrated)

Dimensions: 20 x 10 x 4 cm. Sh. wt. 0.10 Kgs.

ED-36D

**Complete, didactic bony structure of the hand.**

Threaded on wire (not illustrated)

Dimensions: 20 x 10 x 4 cm. Sh. wt. 0.10 Kgs.

ER-42D

**Complete bony structure of the hand with forearm.**

Threaded on wire.

Hand painted muscle origins and insertions  
Dimensions: 50 x 10 x 4 cm. Sh. wt. 0.17 Kgs.

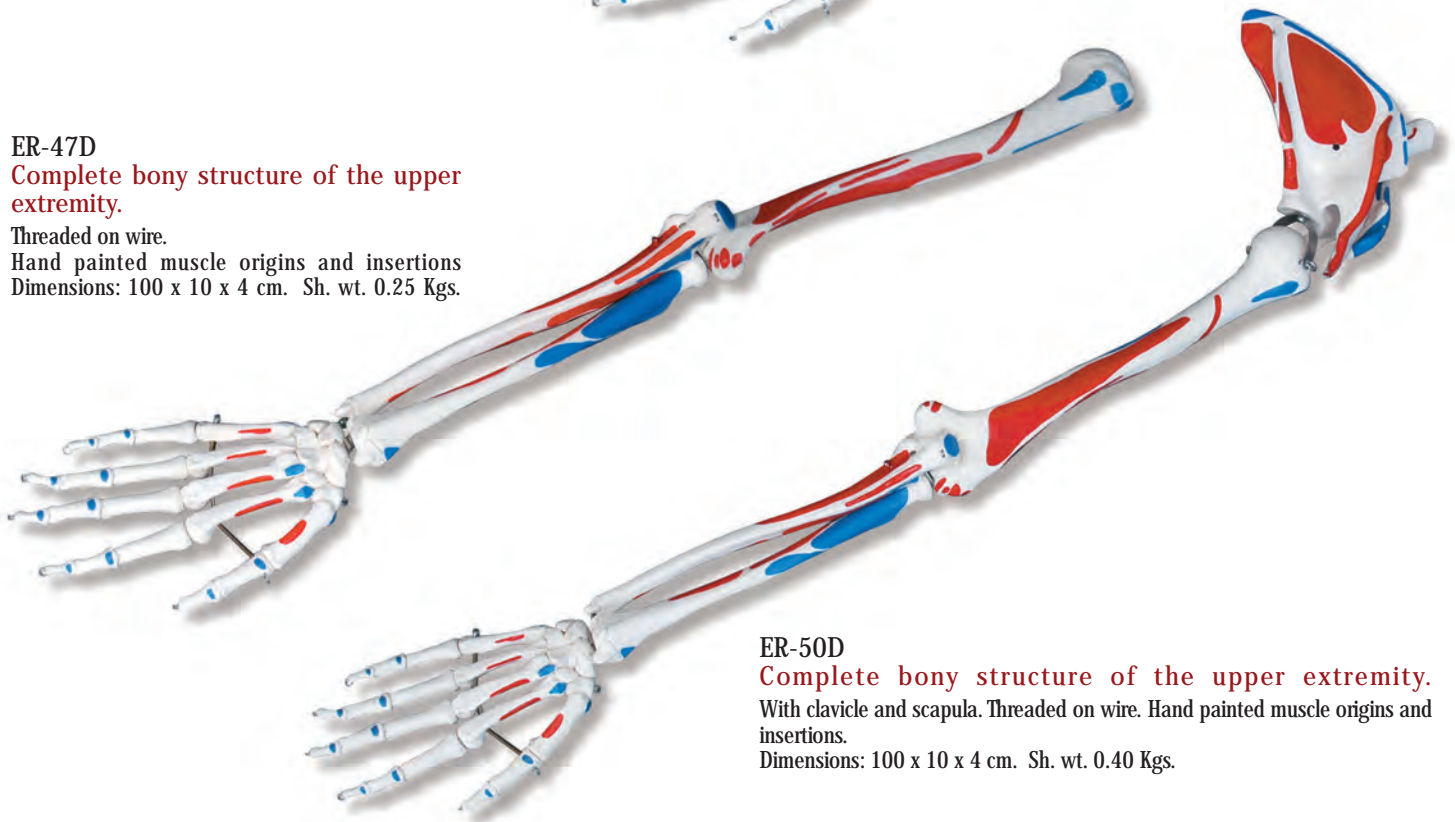


ER-47D

**Complete bony structure of the upper extremity.**

Threaded on wire.

Hand painted muscle origins and insertions  
Dimensions: 100 x 10 x 4 cm. Sh. wt. 0.25 Kgs.



ER-50D

**Complete bony structure of the upper extremity.**

With clavicle and scapula. Threaded on wire. Hand painted muscle origins and insertions.

Dimensions: 100 x 10 x 4 cm. Sh. wt. 0.40 Kgs.

YOU CAN CHOOSE RIGHT OR LEFT EXTREMITIES, ADD "D" FOR RIGHT, "I" FOR LEFT.

**Avda. Sistema Solar, 13 – Nave 11  
28830 San Fernando de Henares  
Madrid**

**Telf. +34 918 328 318  
Telf. móvil: +34 657 783 403**

**email: [info@simulacionessanitarias.com](mailto:info@simulacionessanitarias.com)  
<http://www.simulacionessanitarias.com>**